

Sharing Your Story

Everyone has a story, but people often don't realize that their personal stories have the power to transform hearts and minds on even the toughest topics.

Use this worksheet as your starting point for zeroing in on your education access story and why other people, especially our elected representatives, should care.

What stories can you tell about equity in education access?

Brainstorm your stories!

Think big picture — what is the arc of your story and what are some situations that you've encountered?
If this story is about someone else, why do you think being an ally is important?

Can it be about how you got to the place you are today? Have you benefited from the WA College Grant?
You've probably got more than one story. List a few of them here.

Enter or write your ideas here!


Now it's time to choose one of your stories to perfect. Which one will it be today? Let's get some details...

Brainstorming Your (Super-Awesome) Story


Page 2/4

From the Big Picture to the Finer Details:

Figuring out what's important to your story is the next step. Use the questions below to help you think about what you'll need to include in your story. Remember, you've only got about two minutes, so pick the most important, most relevant information.

 **"M.I.T" – what's your Most Important Thing?** In other words, what is the Number One reason why people should hear this story?

Enter or write your notes here

 **Who is in your story? How do they relate to each other?** Remember that you're one of the characters, too! Give some information so people have context. Is this a loved one? Friend? Coworker? Fellow congregant? List those essential to your story here.


Enter or write your notes here

 **What is the challenge or incident that you're facing regarding education access or equity in access?** How does it make you feel? Nervous, worried, excited, conflicted, unsure, happy...something else?


Enter or write your notes here

Brainstorming Your (Super-Awesome) Story


Page 3/4

 **What is the moment of transformation or resolution?** Think about what happens when you deal with the challenge at hand Is it what you expected? Is it a surprise? How does it change your relationship with the other character(s)? How does it change your understanding of the need for equality for all? Know that sometimes this is a great, positive, transformation...and sometimes it isn't. Be honest about what happened and how it made you who you are today.

Enter or write your notes here

 **What did you learn from this incident?** In other words, what is the takeaway that you want the listener to get? *This should tie back to your M.I.T.*

Enter or write your notes here

 **What is your call to action?** What do you want to ask your listener to do now?

Enter or write your notes here

Read what you just wrote. Congratulations!

You've created the building blocks for your soon-to-be-super awesome story!

You may also choose to organize your ideas on the visual worksheet on the next page.

Fill in the Blanks to Create Your Story

Page 4/4

2. The Story (Build-Up)

Enter or write your notes here

3. Transformation or Resolution

Enter or write your notes here

Your Story Arc

1. The Set-Up

Enter or write your notes here

4. The Call to Action

Enter or write your notes here